

INDUSTRIAL PANEL MOUNT MONITOR

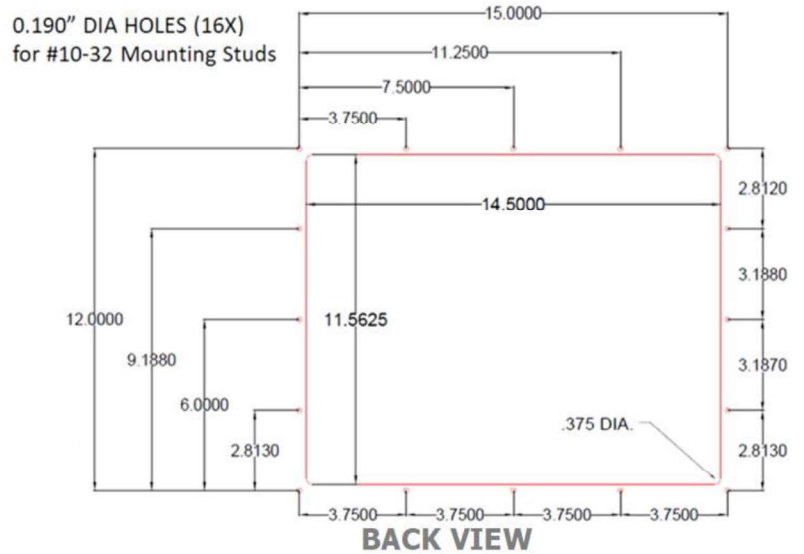


12.1 Panel mount Monitor

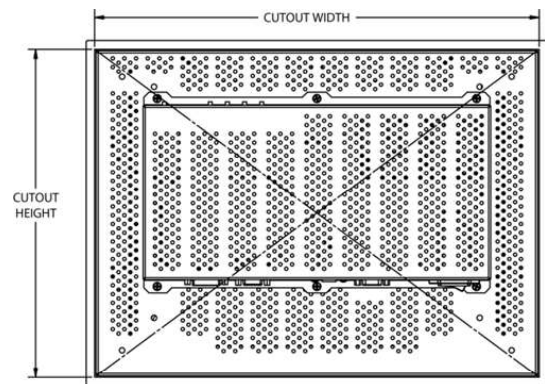
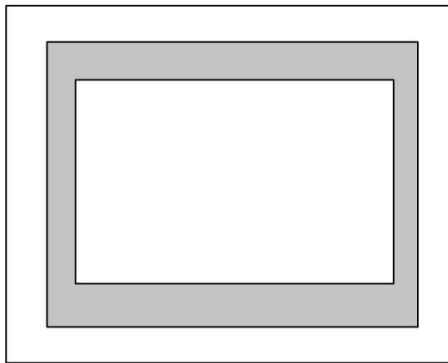
DIMENSIONS, WEIGHT, AND POWER

Height (Bezel)	12.50" (317.5mm)
Width (Bezel)	15.50" (393.7mm)
Depth	3.18" (80.8mm)
Weight	14 lbs. (6.4kg)*
Power Consumption	20 Watts**


CUTOUT DIMENSIONS



MECHANICAL DRAWINGS FRONT VIEW



24 VDC POWER ENTRY



PIN 1: ∇ +
PIN 2: (Chassis GND)
PIN 3: V-